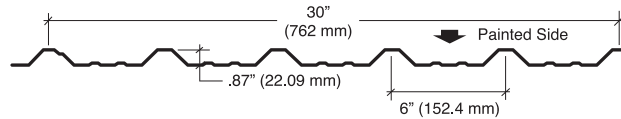



DIAMOND RIB 30"

Manufactured in Delta, BC



FINISH	MATERIAL GAUGE			LENGTH
	30	26	24	
GALVALUME	•	•	•	3' to 36'
GALVANIZED	•	•	•	3' to 36'
PRE-PAINTED GALVANIZED	•	•	•	3' to 36'

STEEL:

- Galvanized and Galvalume
- Prepainted Galvanized WeatherXL™ series (see Vicwest standard colors).



MATERIAL SPECIFICATIONS:

The steel used to manufacture DIAMOND RIB 30" sheet meets the following specifications:

- ASTM A792 Grade 33 (latest revision) with designation AZ50 (AZM150) for Galvalume material.
- ASTM A653 SS, Grade 33 (latest revision) with designation Z275 for Galvanized material.
- ASTM A653 SS, Grade 33 (latest revision) with designation Z180 or Z275 for pre-painted Galvanized material.

A pleasing design consisting of six main ribs 3/4" (19 mm) high, DIAMOND RIB 30" is equally attractive whether installed vertically or horizontally.

DIAMOND RIB 30" is the profile to give your project the "PROFESSIONAL" look.

The unique overlap provides a tight hidden joint which ensures weathertight performance when installed as a roof or wall application.

NOTE: Diamond Rib profiles are manufactured in Delta, BC and are suitable for roof and wall applications whereas Diamond Rib manufactured in Stratford is suitable for walls only.

ENGINEERING LOAD TABLES

Minimum values over 4 supports:

SPAN (INCHES)	ALLOWABLE LOAD lbs/sq. ft.		GROUND SNOW LOAD EQUIVALENT lbs/sq. ft.	
	30 GA.	26 GA.	30 GA.	26 GA.
24	70	145	116	242
30	56	110	93	183
36	47	77	78	128
42	35	56	58	93

ESTIMATING CHART

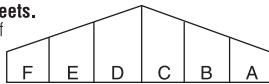
Coverage @ 30" (0.762m) per sheet:

No. OF SHEETS	COVERAGE			No. OF SHEETS	COVERAGE			No. OF SHEETS	COVERAGE		
	FT.	INS.	M		FT.	INS.	M		FT.	INS.	M
1	2	6	0.762	16	40	0	12.192	31	77	6	23.627
2	5	0	1.524	17	42	6	12.954	32	80	0	24.384
3	7	6	2.286	18	45	0	13.716	33	82	6	25.146
4	10	0	3.084	19	47	6	14.478	34	85	0	25.908
5	12	6	3.810	20	50	0	15.240	35	87	6	26.670
6	15	0	4.572	21	52	6	16.002	36	90	0	27.432
7	17	6	5.334	22	55	0	16.764	37	92	6	28.194
8	20	0	6.096	23	57	6	17.526	38	95	0	28.956
9	22	6	6.858	24	60	0	18.288	39	97	6	29.718
10	25	0	7.620	25	62	6	19.050	40	100	0	30.480
11	27	6	8.382	26	65	0	19.812	41	102	6	31.242
12	30	0	9.144	27	67	6	20.574	42	105	0	32.004
13	32	6	9.906	28	70	0	21.336	43	107	6	32.766
14	35	0	10.668	29	72	6	22.098	44	110	0	33.528
15	37	6	11.430	30	75	0	22.860	45	112	6	34.290

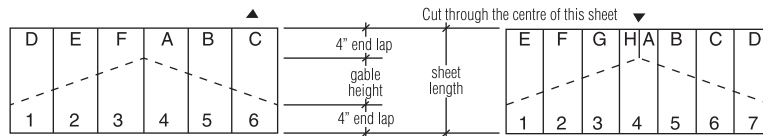
GABLE SHEET LENGTH

To determine number of sheets required, use preceding table.

Gable End with even number of sheets.
Use ends cut off sheets to cover second gable.



Gable End with odd number of sheets.
Use ends cut off sheets to cover second gable.



CONVERSION FACTORS

To Convert	Multiply by
Inches to millimeters	25.4
Millimeters to inches	0.03937
Feet to meters	0.3048
Meters to feet	3.281

To Convert	Multiply by
Sq. feet to sq. meters	0.0929
Sq. meters to sq. feet	10.76
Pounds to kilograms	0.4536
Kilograms to pounds	2.205



In accordance with ongoing efforts to improve our products and their performance, Vicwest Building Products reserves the right to change without notice the specifications contained herein.

The contents herein are for general information and illustrative purposes only and are not intended to serve as any type of advice. Every effort is made to ensure the accuracy of the information included in this brochure and it is believed that the information contained herein is accurate and reliable as of the date of publication. Vicwest Building Products, however, does not warrant or represent the accuracy or reliability of any information included in this brochure. Any reliance on any information without consultation with Vicwest Building Products or a duly authorized representative shall be at the user's own risk. © 2015 Vicwest Building Products – All rights reserved

